






Nevada/Vegas 2-sits+cosy hörn assembly ARM A



Nevada/Vegas 3-sits+cosy hörn assembly ARM A



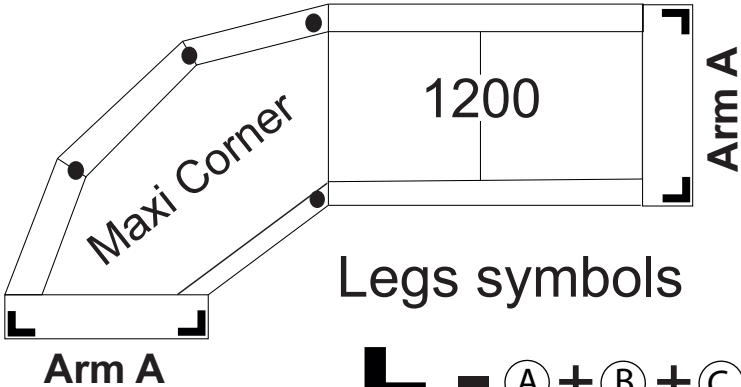
Vegas



Nevada

Components - Fittings

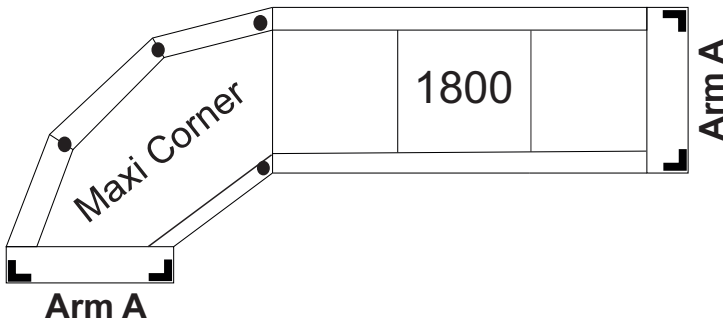
A 4 x <i>Note: use only 3 screws in each leg !</i>	B 12 x M5*50	C 16 x Ø27 Felt	D 4 x H60
E 4 x M5*30			



Legs symbols

- (A) + (B) + (C)

- (D) + (E) + (C)




1

2-seater
3-seater
maxi corner



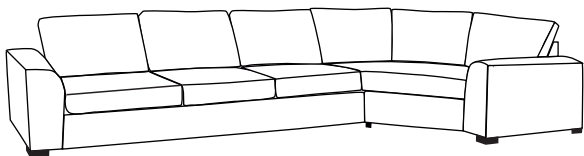
To assemble the maxi corner lift the clips of the 2-seater, 3-seater sofa inside the maxi corner clips.




Nevada/Vegas 2-sits+cosy hörn assembly ARM B



Nevada/Vegas 3-sits+cosy hörn assembly ARM B






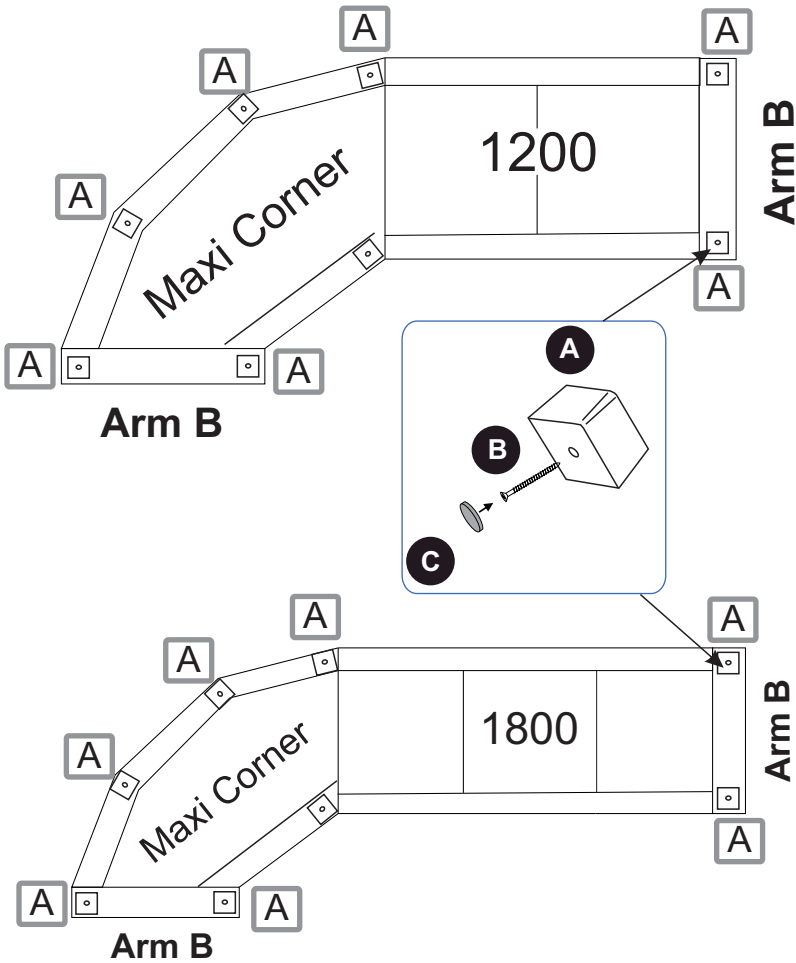
Vegas



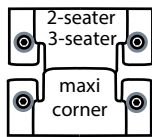

Nevada

Components - Fittings

A 8 x 	B 8 x  M5*50	C 8 x  Felt Ø27		



1



To assemble the maxi corner lift the clips of the 2-seater, 3-seater sofa inside the maxi corner clips.

