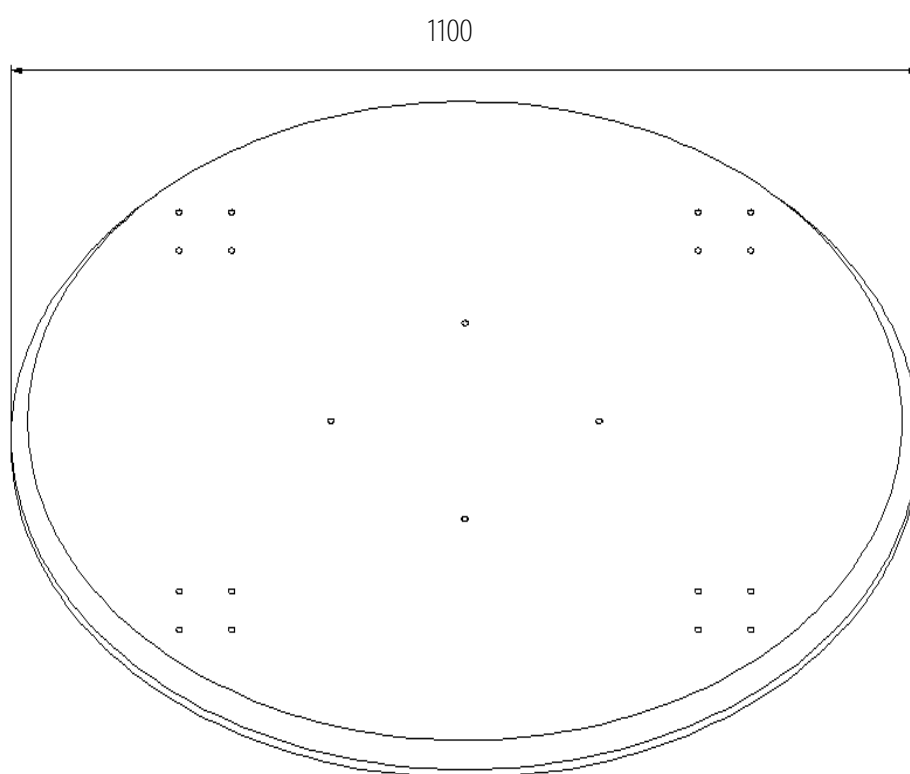


Monteringsanvisning

Meny




MiO

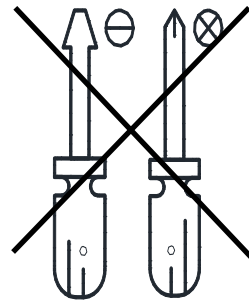

Du behöver



ca 20 minuter



2 personer

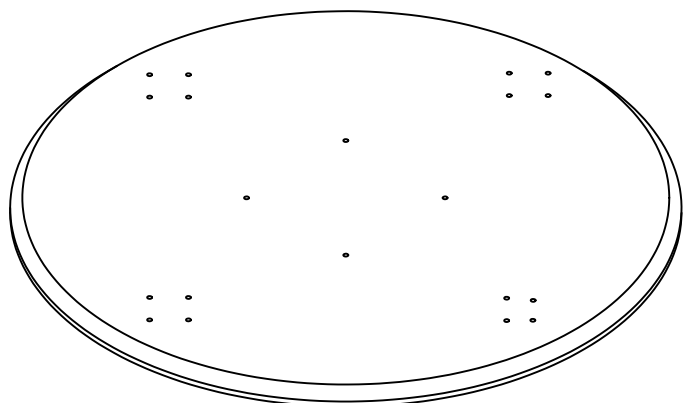


Lägg din produkt på ett mjukt underlag när du monterar

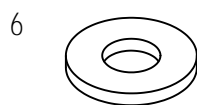
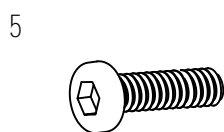
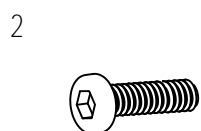


Har du frågor om monteringen av dina möbler?
Hör av dig till din närmaste Mio-butik!

Ingående delar



	Antal	mm
A	1	Ø1100*30



Nr	Antal	mm
1	1	M4
2	16	M6*20
3	16	Ø18*1.2
4	1	M5
5	4	M8*20
6	4	Ø22*1.2

Montering

Följ instruktionerna steg för steg

